

2nd Grade Homework
Due: Friday October 5, 2018



*****Math homework is now given out after each lesson, not in the homework pack.*****

Upcoming Dates:

Wednesday October 3, 2018: Count Day

Wednesday October 31, 2018: Parent-Teacher Conferences

Please return all yellow EMERGENCY CONTACT FORMS.

Name _____ Date _____

Possessive Nouns

Focus

Rule

Add **'s** to a noun or name to show ownership.

Example

Frank**'s** mitt
rabbit**'s** ears

Practice

ball

glass

frog

banana

1. I am not big.

I can hop.

I am green.

I belong to Pam.

I am _____

2. Jack fills me with water.

Jack fills me with milk.

Jack gulps and sips from me.

I am _____


Try to read
the poems
yourself.

Directions.

Directions: Listen as I read each riddle. Write the possessive noun and what belongs to that noun.

Copyright © SRA/McGraw-Hill. Permission is granted to reproduce this page for classroom use.


Apply




c u d k




u s m p t



m d u



p c u



m u d r



p p u

★ Directions



Directions: Unscramble the letters and write the word on the line that correctly names the picture.

Copyright © SP4/McGraw-Hill. Permission is granted to reproduce this page for classroom use.

Name _____ Date _____

Sounds and Spellings

Directions: Practice writing u and U. Read and write the words with the /u/ sound.



u

U

Practice

Copyright © SRA/McGraw-Hill. Permission is granted to reproduce this page for classroom use.


1. rug

2. sun

3. bump

4. nut

Apply



cap jacket ball bat mitt hands

3. Dan's hands grip the bat.

4. _____ is hanging on the backstop.

5. _____ is cracked.

6. That is _____ next to home plate.

★ Directions

Directions: Look at the picture. Read each sentence. Write the possessive noun that tells who owns something and what object belongs to that person.


Copyright © SRA/McGraw-Hill. Permission is granted to reproduce this page for classroom use.

Name: _____ Class: _____

www.keepyourchildsafe.org

Write a few sentences about what it means to be kind:

Draw a picture of kindness below:



Name _____ Date _____

Possessive Nouns

Focus

Rule

Add **'s** to a noun or naming word to show ownership.

Example

That is Seth**'s** cat.

Pam**'s** hat is pink.

Apply

Read each naming word. Write a sentence using the word and something each could own or have.

1. dog's

2. man's

Name _____ Date _____

Sounds and Spellings

Focus j and □ dge as in judge

Apply

Read the words. Circle the ones that have the sound you hear at the beginning of jump.

dog
jam

jog
gas

ridge
ledge

flag
rid

dodge
jump

Choose two words that you circled. Write a sentence using each word.

1. _____

2. _____

Name _____ Date _____

Sounds and Spellings

Focus**u** as in **run****Apply**

Read each word. Write words that rhyme with it on the lines.

1. **bug**

_____	_____	_____
_____	_____	_____
_____	_____	_____

2. **tub**

_____	_____	_____
_____	_____	_____
_____	_____	_____

3. **fun**

_____	_____	_____
-------	-------	-------

Choose one of your words. On another sheet of paper, draw a picture of it. Then write a sentence about your picture.