

# Second Grade Homework

Due: Friday, May 18, 2018

---

Class website: You can find homework info, schedules, news, pictures, and more...

---

<http://caysecond.weebly.com>

---

## Spelling Words: /aw/ spelled augh, ough, al, all

1.cough

5.thought

9.ought

2.dough

6.rough

10. thoughtful

3.fought

7.although

11. thorough

4.though

8.tough

12. sourdough

---

## Upcoming News/Dates:

**May 28, 2018: No School, Memorial Day**

**June 21, 2018: Last Day of school**

*I cannot believe how close we are to the end of the year...Keep pressing on. These last weeks still matter.*

Name \_\_\_\_\_ Date \_\_\_\_\_

## Contrast Sound/Spellings for *ough*

### Focus

- The spelling patterns *augh* and *ough* can make different sounds.
- The *ough* spelling pattern can sound like /aw/, /ō/, and /u/.

### Practice

Sort the spelling words under the correct heading.

*ough* with the /aw/ sound

- \_\_\_\_\_
- \_\_\_\_\_
- \_\_\_\_\_
- \_\_\_\_\_

*ough* with the /ō/ sound

- \_\_\_\_\_
- \_\_\_\_\_
- \_\_\_\_\_

*ough* with the /u/ sound

- \_\_\_\_\_
- \_\_\_\_\_

### Word List

- cough
- dough
- fought
- though
- thought
- rough
- although
- tough
- ought

### Challenge Words

- thoughtful
- thorough
- sourdough

Name \_\_\_\_\_ Date \_\_\_\_\_

## Prefixes and Suffixes as Syllables

### Focus

- Words can be broken down into **syllables**.
- Putting a **prefix** or **suffix** on a word adds syllables to the word.

### Practice

Divide the following words into syllables.

- restful \_\_\_\_\_
- flawless \_\_\_\_\_
- mistake \_\_\_\_\_
- illness \_\_\_\_\_
- unworthy \_\_\_\_\_

### Apply

Add a base word to the prefix or suffix in parentheses ( ). Divide the new word into syllables.

- (mid) \_\_\_\_\_
- (ly) \_\_\_\_\_
- (er) \_\_\_\_\_
- (dis) \_\_\_\_\_

# Addition

$$\begin{array}{r} 996 \\ + 987 \\ \hline \end{array}$$

$$\begin{array}{r} 896 \\ + 654 \\ \hline \end{array}$$

$$\begin{array}{r} 795 \\ + 998 \\ \hline \end{array}$$

$$\begin{array}{r} 599 \\ + 111 \\ \hline \end{array}$$

$$\begin{array}{r} 597 \\ + 888 \\ \hline \end{array}$$

$$\begin{array}{r} 596 \\ + 928 \\ \hline \end{array}$$

$$\begin{array}{r} 598 \\ + 222 \\ \hline \end{array}$$

$$\begin{array}{r} 599 \\ + 333 \\ \hline \end{array}$$

$$\begin{array}{r} 593 \\ + 777 \\ \hline \end{array}$$

$$\begin{array}{r} 599 \\ + 444 \\ \hline \end{array}$$

$$\begin{array}{r} 678 \\ + 666 \\ \hline \end{array}$$

$$\begin{array}{r} 876 \\ + 555 \\ \hline \end{array}$$

# Fractions



Color  $\frac{1}{4}$



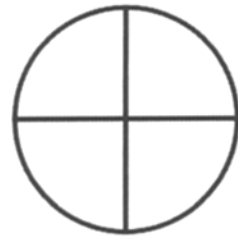
Color  $\frac{2}{5}$



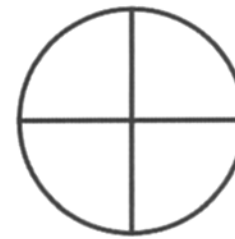
Color  $\frac{1}{3}$



Color  $\frac{1}{5}$



Color  $\frac{2}{4}$



Color  $\frac{3}{4}$



Color  $\frac{2}{3}$



Color  $\frac{4}{5}$



Color  $\frac{3}{5}$



Color  $\frac{1}{2}$


---

---


Butterfly: Illustrate each stage of the life cycle.

Name: \_\_\_\_\_


The eggs stay on a leaf until they hatch:



The eggs hatch into a larva.



The larva then turns into a chrysalis, sometimes called a pupa.



The chrysalis splits and the butterfly comes out.

